

Signify Classified - Internal
Cooper Lighting Solutions Photometric Lab
1121 Highway 74 South
Peachtree City, GA 30269



Scaled data based on original data using
LM-79-08 Approved Method: Electrical and Photometric Measurements of Solid-
State Lighting Products

Test Report Prepared for
Cooper Lighting Solutions
(formerly Eaton)

Brand: INVUE

Report Number: P868639

Luminaire Tested: **EMM2-HTN-SA3A-730-U-T4W-HSS**

Issue Date: 08/22/2024



Test Information

Test Method: LM-79-08
Report Number: P868639
Test Lab: INNOVATION CENTER(G3)
Issue Date: 08/22/2024
Manufacturer: COOPER LIGHTING SOLUTIONS (FORMERLY EATON)
Product Line: INVUE
Catalog Number: EMM2-HTN-SA3A-730-U-T4W-HSS
Description: EPIC MODERN TALL HOUSING DISCRETE LED ARRAYS 130W 70CRI 3000K
FIXTURE w/ TYPE IV WIDE DISTRIBUTION OPTIC AND HOUSE SIDE SHIELD
Light Source: (30) 3000K CCT, 70 CRI LEDS
Ballast/Driver: ELECTRONIC DRIVER

Summary

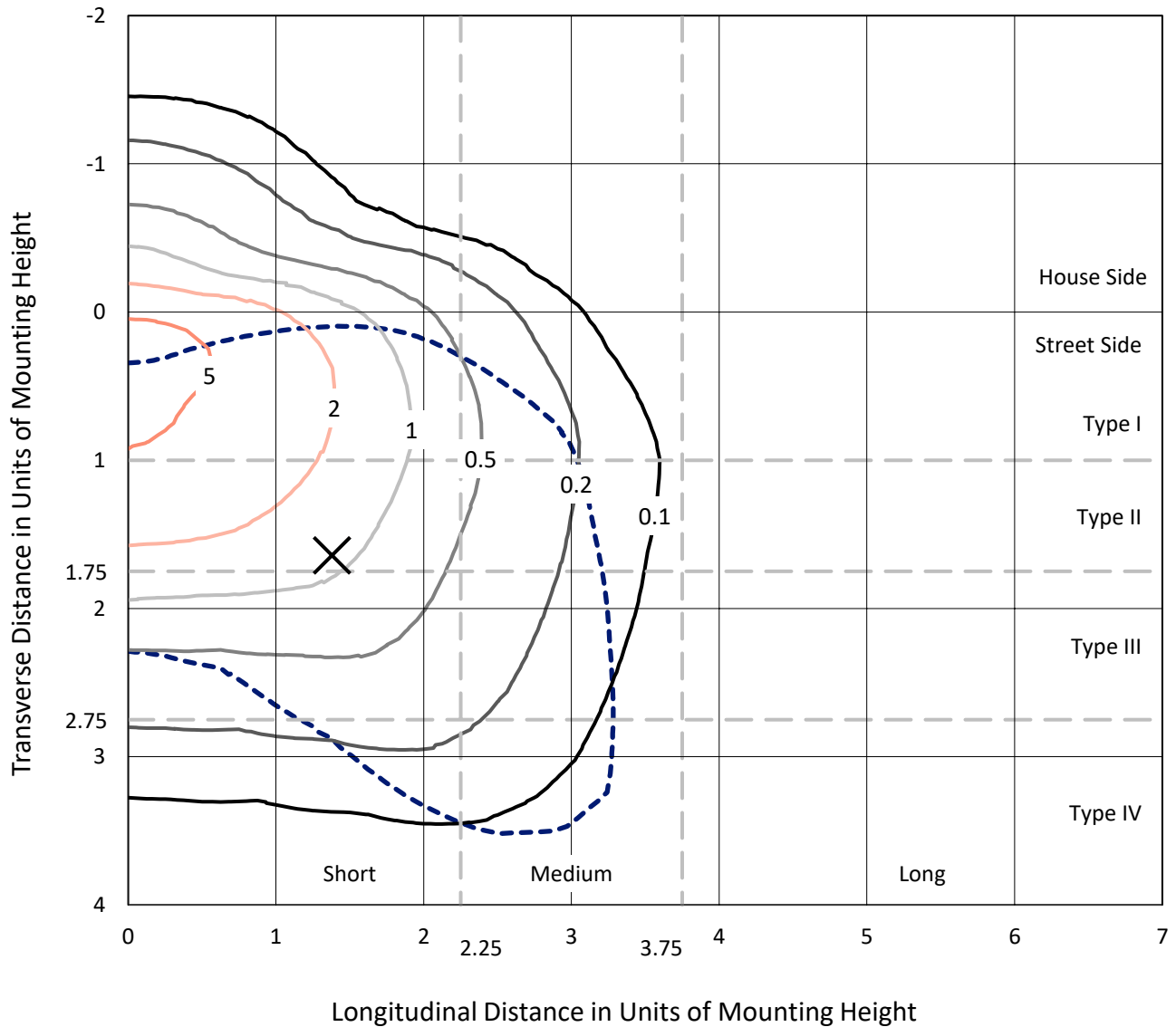
Lumens per Lamp: N/A
Luminaire Lumens: 11260.5 lumens
Efficiency: N/A
Efficacy: 99.7 lumens/watt
Luminous Opening: Rectangular (W 1' x L: 0.33' x H: 0')
IES Classification: Type IV - Short
BUG Rating: B1 - U0 - G2

Input Watts (W): 113
Input Voltage (V): 120
Input Current (A_{in}): NR
Voltage Rise (V): NR
Power Factor: 0.99
Total Harmonic Distortion (THDi): 7.77%
Frequency (hertz): 60
Stabilization Time: NR
Operation Time: NR
Ambient Temperature (°C): NR
Test Distance: 24 FT

REPORT NUMBER: P868639
 CATALOG NUMBER: EMM2-HTN-SA3A-730-U-T4W-HSS

Iso-Footcandle Lines of Horizontal Illumination

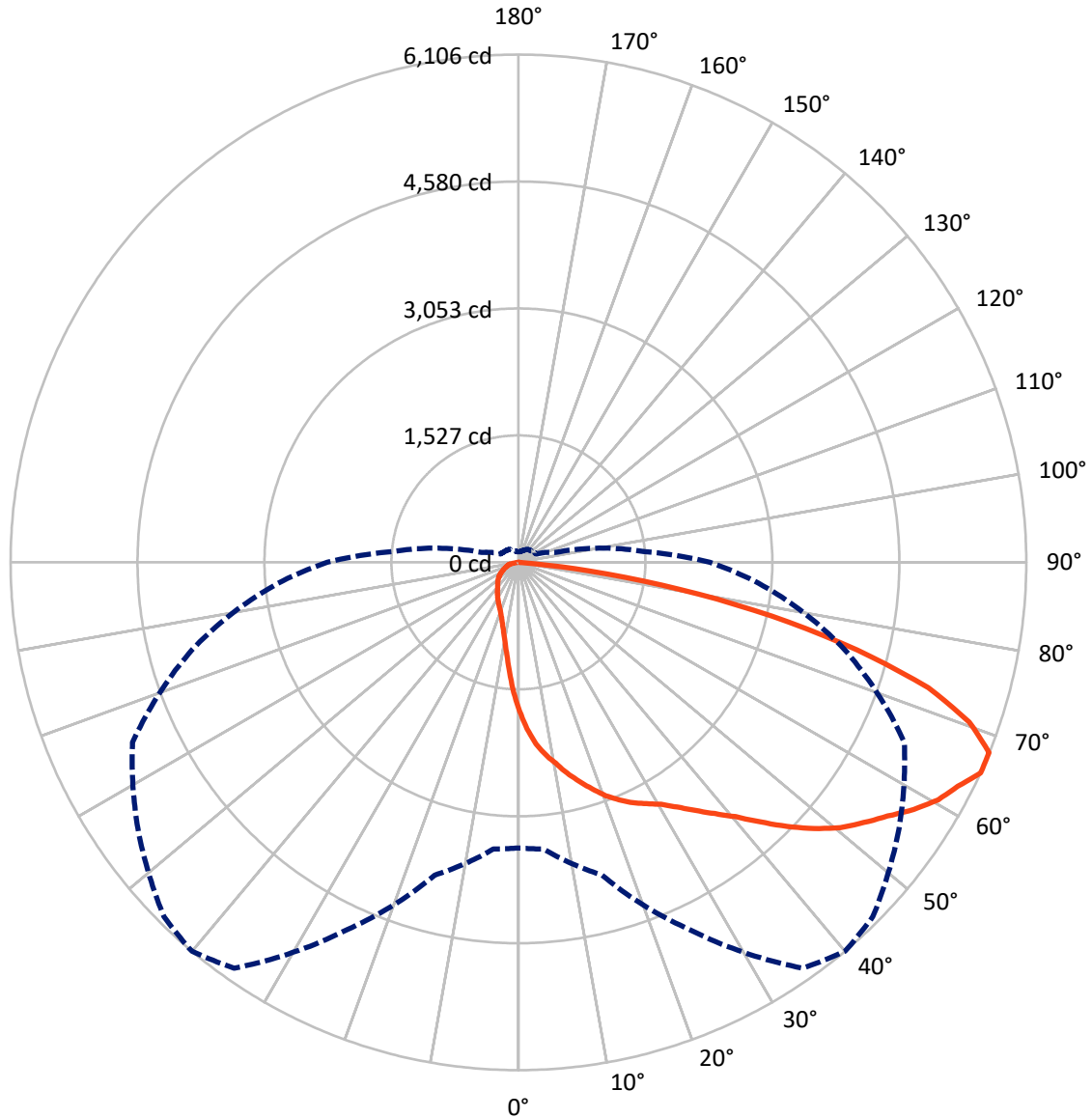
✕ Max cd
 - - - 1/2 Max cd



Based on 20 foot mounting height. Maximum calculated value = 6.5 fc
 Type IV - Short - N/A

REPORT NUMBER: P868639
CATALOG NUMBER: EMM2-HTN-SA3A-730-U-T4W-HSS

Luminous Intensity Polar Plot



— Vertical Plane Through 40-Deg Lateral - - - Horizontal Cone Through 65-Deg Vertical

REPORT NUMBER: P868639

CATALOG NUMBER: EMM2-HTN-SA3A-730-U-T4W-HSS

FLUX DISTRIBUTION:

		Downward	Upward	Total
House Side	Lumens	1348.1	0.0	1348.1
	% Fixture	12.0	0.0	12.0
Street Side	Lumens	9912.4	0.0	9912.4
	% Fixture	88.0	0.0	88.0
Total	Lumens	11260.5	0.0	11260.5
	% Fixture	100.0	0.0	100.0

ZONAL LUMENS:

Zone	Lumens	% Fixture
0°-10°	167.5	1.5
10°-20°	503.8	4.5
20°-30°	866.7	7.7
30°-40°	1310.1	11.6
40°-50°	1915.6	17.0
50°-60°	2446.7	21.7
60°-70°	2441.8	21.7
70°-80°	1431.9	12.7
80°-90°	176.4	1.6
90°-100°	0.0	0.0
100°-110°	0.0	0.0
110°-120°	0.0	0.0
120°-130°	0.0	0.0
130°-140°	0.0	0.0
140°-150°	0.0	0.0
150°-160°	0.0	0.0
160°-170°	0.0	0.0
170°-180°	0.0	0.0
0°-90°	11260.5	100.0
0°-180°	11260.5	100.0

Coefficient of Utilization



REPORT NUMBER: P868639

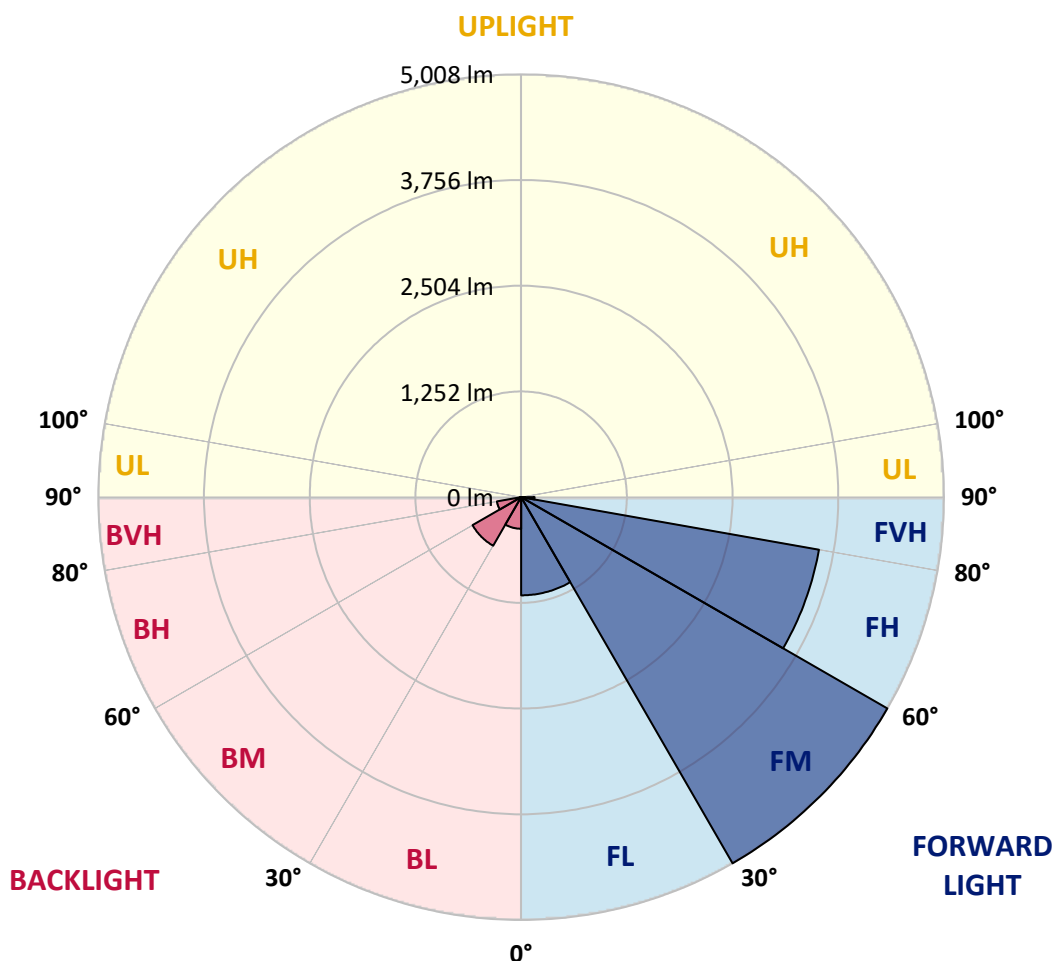
CATALOG NUMBER: EMM2-HTN-SA3A-730-U-T4W-HSS

LUMINAIRE CLASSIFICATION SYSTEM LUMEN TABLE AND BUG RATING:

Zone	Lumens	% Fixture	Zone Rating/Lumen Limit		
			B	U	G
FL (0°-30°)	1163.1	10.3			
FM (30°-60°)	5008.1	44.5			
FH (60°-80°)	3581.8	31.8			G2/5000
FVH (80°-90°)	159.4	1.4			G2/225
BL (0°-30°)	375.0	3.3	B1/500		
BM (30°-60°)	664.3	5.9	B1/1000		
BH (60°-80°)	291.9	2.6	B1/500		G1/500
BVH (80°-90°)	17.0	0.2			G1/100
UL (90°-100°)	0.0	0.0		U0/0	
UH (100°-180°)	0.0	0.0		U0/0	

BUG Rating: B1-U0-G2

Type IV Short





REPORT NUMBER: P868639

CATALOG NUMBER: EMM2-HTN-SA3A-730-U-T4W-HSS

CANDELA DISTRIBUTION (FULL):

	0°	5°	15°	25°	35°	40°	45°	55°	65°	75°	85°
0°	1789.9	1789.9	1789.9	1789.9	1789.9	1789.9	1789.9	1789.9	1789.9	1789.9	1789.9
2.5°	2088.3	2078.7	2059.7	2043.8	2021.6	2002.6	1983.5	1948.6	1904.2	1866.1	1818.5
5°	2294.6	2278.7	2266.0	2246.9	2208.9	2193.0	2180.3	2107.3	2031.1	1951.8	1847.1
7.5°	2440.5	2453.2	2427.8	2399.3	2351.7	2332.6	2313.6	2240.6	2145.4	2031.1	1882.0
10°	2608.7	2611.9	2580.2	2545.3	2494.5	2456.4	2431.0	2342.2	2237.4	2110.5	1920.1
12.5°	2770.6	2770.6	2751.6	2700.8	2634.1	2599.2	2554.8	2453.2	2326.3	2177.1	1964.5
15°	2900.7	2907.1	2891.2	2853.1	2780.1	2732.5	2688.1	2570.7	2408.8	2253.3	1999.4
17.5°	3018.1	3015.0	3005.5	2970.5	2900.7	2862.6	2818.2	2688.1	2504.0	2313.6	2053.4
20°	3097.5	3097.5	3094.3	3075.3	3024.5	2995.9	2942.0	2805.5	2608.7	2402.5	2110.5
22.5°	3157.8	3154.6	3154.6	3157.8	3129.2	3100.7	3078.4	2942.0	2716.6	2478.6	2167.6
25°	3208.6	3205.4	3214.9	3221.3	3208.6	3202.2	3176.8	3072.1	2849.9	2567.5	2224.7
27.5°	3275.2	3284.7	3281.6	3281.6	3278.4	3284.7	3281.6	3192.7	2980.1	2662.7	2285.0
30°	3379.9	3395.8	3386.3	3373.6	3373.6	3376.8	3392.6	3335.5	3132.4	2780.1	2351.7
32.5°	3624.3	3608.4	3541.8	3497.4	3503.7	3506.9	3522.8	3491.0	3284.7	2913.4	2421.5
35°	3903.6	3884.6	3811.6	3710.0	3675.1	3662.4	3659.2	3640.2	3449.8	3056.2	2504.0
37.5°	4265.4	4271.7	4163.8	4017.8	3913.1	3833.8	3817.9	3776.7	3592.6	3186.4	2589.7
40°	4633.5	4608.1	4516.1	4373.3	4167.0	4021.0	3973.4	3916.3	3754.4	3322.8	2672.2
42.5°	4989.0	4941.4	4820.8	4665.3	4424.1	4265.4	4157.5	4084.5	3903.6	3472.0	2751.6
45°	5452.3	5315.9	5100.1	4960.4	4658.9	4528.8	4430.4	4268.6	4081.3	3621.1	2846.8
47.5°	5817.3	5553.9	5357.1	5296.8	4903.3	4782.7	4693.8	4468.5	4262.2	3789.3	2945.2
50°	5750.7	5588.8	5541.2	5487.3	5087.4	5014.4	4931.9	4697.0	4446.3	3967.1	3040.4
52.5°	5579.3	5598.3	5658.6	5566.6	5249.2	5198.4	5144.5	4941.4	4630.4	4113.1	3126.1
55°	5442.8	5480.9	5642.8	5614.2	5442.8	5385.7	5347.6	5182.6	4808.1	4246.4	3199.0
57.5°	5195.3	5163.5	5366.7	5696.7	5649.1	5604.7	5566.6	5436.5	4989.0	4341.6	3246.6
60°	4804.9	4687.5	4960.4	5595.2	5791.9	5798.3	5776.1	5626.9	5135.0	4341.6	3221.3
62.5°	4255.9	4144.8	4481.2	5255.6	5868.1	5928.4	5915.7	5693.5	5198.4	4246.4	3122.9
65°	3433.9	3459.3	3894.1	4871.6	5957.0	6106.1	6026.8	5585.6	5119.1	4062.3	2900.7
67.5°	2742.0	2818.2	3208.6	4373.3	5915.7	6102.9	5991.9	5281.0	4779.5	3805.2	2561.1
70°	2164.4	2215.2	2538.9	3700.5	5553.9	5750.7	5611.0	4814.4	4205.1	3408.5	2129.5
72.5°	1691.6	1739.2	2015.3	2961.0	4925.5	5154.0	4979.5	4186.1	3487.8	2891.2	1691.6
75°	1285.3	1320.2	1526.5	2281.9	3922.6	4208.3	4081.3	3351.4	2723.0	2288.2	1294.9
77.5°	828.3	875.9	1107.6	1599.5	2770.6	3113.4	3129.2	2504.0	1958.1	1653.5	952.1
80°	549.0	568.1	710.9	1041.0	1704.3	1970.8	2062.9	1691.6	1250.4	1053.7	685.5
82.5°	228.5	253.9	339.6	523.7	853.7	856.9	980.7	714.1	507.8	447.5	288.8
85°	6.3	12.7	9.5	25.4	22.2	34.9	41.3	57.1	41.3	44.4	44.4
87.5°	0.0	0.0	3.2	3.2	6.3	6.3	6.3	6.3	6.3	9.5	6.3
90°	0.0	0.0	0.0	0.0	0.0	0.0	0.0	0.0	0.0	0.0	0.0



REPORT NUMBER: P868639

CATALOG NUMBER: EMM2-HTN-SA3A-730-U-T4W-HSS

CANDELA DISTRIBUTION (continued):

	90°	95°	105°	115°	125°	135°	145°	155°	165°	175°	180°
0°	1789.9	1789.9	1789.9	1789.9	1789.9	1789.9	1789.9	1789.9	1789.9	1789.9	1789.9
2.5°	1796.3	1767.7	1710.6	1666.2	1618.6	1583.7	1551.9	1517.0	1494.8	1498.0	1475.7
5°	1796.3	1742.3	1628.1	1526.5	1434.5	1367.8	1294.9	1237.7	1196.5	1190.1	1209.2
7.5°	1805.8	1716.9	1545.6	1393.2	1266.3	1161.6	1085.4	1028.3	999.7	980.7	977.5
10°	1815.3	1697.9	1469.4	1275.8	1117.1	1002.9	936.2	872.8	841.0	837.8	828.3
12.5°	1821.7	1675.7	1399.6	1158.4	993.4	885.4	818.8	768.0	742.6	742.6	739.5
15°	1843.9	1669.3	1326.6	1069.5	898.1	793.4	736.3	695.0	679.2	669.6	666.5
17.5°	1862.9	1656.6	1263.1	980.7	812.5	720.4	666.5	637.9	622.0	615.7	612.5
20°	1891.5	1650.3	1202.8	907.7	749.0	660.1	618.9	593.5	584.0	577.6	577.6
22.5°	1920.1	1644.0	1142.5	844.2	695.0	615.7	577.6	555.4	545.9	542.7	539.5
25°	1955.0	1640.8	1091.7	790.2	647.4	580.8	545.9	526.8	514.1	507.8	507.8
27.5°	1989.9	1644.0	1041.0	736.3	606.2	549.0	514.1	491.9	482.4	469.7	472.9
30°	2037.5	1647.1	999.7	691.9	571.3	517.3	485.6	457.0	444.3	438.0	438.0
32.5°	2085.1	1659.8	958.4	650.6	536.3	491.9	453.8	428.4	412.6	409.4	406.2
35°	2135.9	1669.3	920.4	615.7	507.8	463.4	425.3	399.9	387.2	384.0	384.0
37.5°	2193.0	1685.2	891.8	584.0	479.2	434.8	399.9	374.5	365.0	361.8	361.8
40°	2253.3	1710.6	869.6	555.4	457.0	409.4	377.7	355.4	349.1	345.9	345.9
42.5°	2313.6	1732.8	850.5	533.2	434.8	387.2	361.8	339.6	330.1	330.1	330.1
45°	2370.7	1748.7	831.5	511.0	412.6	371.3	342.8	323.7	314.2	314.2	314.2
47.5°	2421.5	1764.6	802.9	488.7	390.4	349.1	326.9	307.8	298.3	298.3	298.3
50°	2475.5	1774.1	771.2	460.2	368.1	333.2	311.0	288.8	282.5	279.3	279.3
52.5°	2519.9	1774.1	729.9	431.6	342.8	311.0	292.0	272.9	263.4	257.1	257.1
55°	2551.6	1774.1	685.5	396.7	317.4	292.0	272.9	253.9	241.2	231.7	231.7
57.5°	2570.7	1764.6	634.7	355.4	292.0	266.6	253.9	231.7	206.3	187.2	180.9
60°	2554.8	1736.0	580.8	311.0	263.4	244.4	234.9	206.3	171.4	161.9	161.9
62.5°	2488.1	1669.3	526.8	272.9	241.2	222.2	212.6	180.9	155.5	146.0	146.0
65°	2300.9	1507.5	460.2	238.0	215.8	203.1	190.4	161.9	139.6	126.9	126.9
67.5°	2028.0	1301.2	384.0	209.5	193.6	184.1	174.6	146.0	123.8	111.1	111.1
70°	1644.0	1050.5	326.9	184.1	171.4	165.0	155.5	133.3	107.9	98.4	98.4
72.5°	1291.7	825.2	272.9	165.0	158.7	146.0	139.6	117.4	98.4	88.9	88.9
75°	961.6	615.7	241.2	146.0	146.0	130.1	126.9	104.7	85.7	79.3	79.3
77.5°	707.7	457.0	209.5	126.9	126.9	114.3	107.9	92.0	79.3	73.0	73.0
80°	479.2	311.0	155.5	95.2	95.2	92.0	85.7	79.3	66.6	60.3	57.1
82.5°	203.1	130.1	76.2	47.6	44.4	34.9	28.6	22.2	22.2	19.0	19.0
85°	34.9	15.9	15.9	12.7	9.5	9.5	9.5	6.3	6.3	6.3	6.3
87.5°	6.3	6.3	6.3	6.3	6.3	6.3	3.2	3.2	3.2	3.2	3.2
90°	0.0	0.0	0.0	0.0	0.0	0.0	0.0	0.0	0.0	0.0	0.0

LM-79-2019: Approved Method: Electrical and Photometric Measurements of Solid-State Lighting Products

Report Prepared for

Cooper Lighting Solutions

Streetworks

Report Number: SP1-2407-157-4

Test Date: 08/07/2024

Luminaire Tested: MEM2-HTN-SA-40-730-U-5WQ-2

Data in this report applies to families of products including MEM2-HTN-SA-40-730-U-5WQ-2

Test Information

Test Method: LM-79-2019
 Report Number: SP1-2407-157-4
 Test Lab: COOPER LIGHTING SOLUTIONS
 Photometer: SP1 - 76IN SPHERE
 Measurement Geometry: 4π
 Issue Date: 08/20/2024
 Manufacturer: COOPER LIGHTING SOLUTIONS
 Product Line: Streetworks
 Catalog Number: **MEM2-HTN-SA-40-730-U-5WQ-2**
 Description: Epic Modern Light Square 40W 5WQ Optic and Flare Trim

Spectral Parameters

CCT (K): 3057
 CIE u': 0.2487
 CIE v': 0.5199
 Duv: -0.0002
 CIE x: 0.4326
 CIE y: 0.4020
 CIE z: 0.1654
 Peak Wavelength (nm): 593
 Dominant Wavelength (nm): 582
 Purity: 50.50735
 Rf: 74.6
 Rg: 94

CRI (Ra):	71.7		
R1:	68.1	R9:	-34.8
R2:	82.0	R10:	58.5
R3:	93.5	R11:	62.5
R4:	67.5	R12:	47.5
R5:	67.2	R13:	70.7
R6:	74.9	R14:	96.4
R7:	77.4	R15:	60.0
R8:	43.1		



Test Conditions

Stabilization Time: 21M
 Operation Time: 1H 21M
 Sphere Temperature (°C): 24.2

REPORT NUMBER: SP1-2407-157-4

Measurement and Test Equipment			
Instrument	Identification Number	Calibration Date	Calibration Due Date
Photometer	IN0058	6/18/2024	12/18/2024
Power Meter	INXT2011004	2/8/2024	2/8/2025
AC Power Source	IN0063	10/24/2023	10/24/2024
DC Power Source	IN0208	10/24/2023	10/24/2024
Sphere Thermometer	IN0085	10/24/2023	10/24/2024
Room Thermometer	IN0046	10/24/2023	10/24/2024

REPORT NUMBER: SP1-2407-157-4

CIE 1931 Chromaticity Diagram



CIE 1931 Chromaticity Diagram with 2017 ANSI 7-Step and 4-Step Quadrangles



Point lies inside the ANSI 3000K 4-step quadrangle

REPORT NUMBER: SP1-2407-157-4

Photopic Flux vs. Wavelength



Photopic Lumens: NR

λ (nm)	Power W [^] /nm	Lumens (ϕ /nm)	λ (nm)	Power W [^] /nm	Lumens (ϕ /nm)	λ (nm)	Power W [^] /nm	Lumens (ϕ /nm)	λ (nm)	Power W [^] /nm	Lumens (ϕ /nm)	λ (nm)	Power W [^] /nm	Lumens (ϕ /nm)
360	0	NR	490	104	NR	620	818	NR	750	20	NR	880	1	NR
365	0	NR	495	135	NR	625	755	NR	755	17	NR	885	0	NR
370	0	NR	500	184	NR	630	691	NR	760	15	NR	890	0	NR
375	0	NR	505	247	NR	635	625	NR	765	13	NR	895	0	NR
380	0	NR	510	309	NR	640	561	NR	770	11	NR	900	0	NR
385	0	NR	515	369	NR	645	499	NR	775	9	NR	905	0	NR
390	0	NR	520	419	NR	650	441	NR	780	8	NR	910	0	NR
395	0	NR	525	460	NR	655	388	NR	785	7	NR	915	0	NR
400	1	NR	530	492	NR	660	338	NR	790	6	NR	920	0	NR
405	3	NR	535	524	NR	665	294	NR	795	5	NR	925	0	NR
410	7	NR	540	553	NR	670	253	NR	800	4	NR	930	0	NR
415	15	NR	545	588	NR	675	218	NR	805	4	NR	935	0	NR
420	31	NR	550	625	NR	680	188	NR	810	3	NR	940	0	NR
425	60	NR	555	670	NR	685	161	NR	815	3	NR	945	0	NR
430	107	NR	560	723	NR	690	139	NR	820	3	NR	950	0	NR
435	183	NR	565	780	NR	695	118	NR	825	2	NR	955	0	NR
440	289	NR	570	837	NR	700	100	NR	830	2	NR	960	0	NR
445	460	NR	575	894	NR	705	85	NR	835	2	NR	965	0	NR
450	646	NR	580	942	NR	710	73	NR	840	1	NR	970	0	NR
455	561	NR	585	976	NR	715	62	NR	845	1	NR	975	0	NR
460	331	NR	590	998	NR	720	53	NR	850	1	NR	980	0	NR
465	238	NR	595	1000	NR	725	45	NR	855	1	NR	985	0	NR
470	178	NR	600	990	NR	730	39	NR	860	1	NR	990	0	NR
475	120	NR	605	962	NR	735	33	NR	865	1	NR	995	0	NR
480	96	NR	610	925	NR	740	28	NR	870	1	NR	1000	0	NR
485	95	NR	615	873	NR	745	24	NR	875	1	NR			

REPORT NUMBER: SP1-2407-157-4

Scotopic Flux vs. Wavelength



Scotopic Lumens: NR

S/P: 1.23

λ (nm)	Power W [^] /nm	Lumens (ϕ /nm)	λ (nm)	Power W [^] /nm	Lumens (ϕ /nm)	λ (nm)	Power W [^] /nm	Lumens (ϕ /nm)	λ (nm)	Power W [^] /nm	Lumens (ϕ /nm)	λ (nm)	Power W [^] /nm	Lumens (ϕ /nm)
360	0	NR	490	104	NR	620	818	NR	750	20	NR	880	1	NR
365	0	NR	495	135	NR	625	755	NR	755	17	NR	885	0	NR
370	0	NR	500	184	NR	630	691	NR	760	15	NR	890	0	NR
375	0	NR	505	247	NR	635	625	NR	765	13	NR	895	0	NR
380	0	NR	510	309	NR	640	561	NR	770	11	NR	900	0	NR
385	0	NR	515	369	NR	645	499	NR	775	9	NR	905	0	NR
390	0	NR	520	419	NR	650	441	NR	780	8	NR	910	0	NR
395	0	NR	525	460	NR	655	388	NR	785	7	NR	915	0	NR
400	1	NR	530	492	NR	660	338	NR	790	6	NR	920	0	NR
405	3	NR	535	524	NR	665	294	NR	795	5	NR	925	0	NR
410	7	NR	540	553	NR	670	253	NR	800	4	NR	930	0	NR
415	15	NR	545	588	NR	675	218	NR	805	4	NR	935	0	NR
420	31	NR	550	625	NR	680	188	NR	810	3	NR	940	0	NR
425	60	NR	555	670	NR	685	161	NR	815	3	NR	945	0	NR
430	107	NR	560	723	NR	690	139	NR	820	3	NR	950	0	NR
435	183	NR	565	780	NR	695	118	NR	825	2	NR	955	0	NR
440	289	NR	570	837	NR	700	100	NR	830	2	NR	960	0	NR
445	460	NR	575	894	NR	705	85	NR	835	2	NR	965	0	NR
450	646	NR	580	942	NR	710	73	NR	840	1	NR	970	0	NR
455	561	NR	585	976	NR	715	62	NR	845	1	NR	975	0	NR
460	331	NR	590	998	NR	720	53	NR	850	1	NR	980	0	NR
465	238	NR	595	1000	NR	725	45	NR	855	1	NR	985	0	NR
470	178	NR	600	990	NR	730	39	NR	860	1	NR	990	0	NR
475	120	NR	605	962	NR	735	33	NR	865	1	NR	995	0	NR
480	96	NR	610	925	NR	740	28	NR	870	1	NR	1000	0	NR
485	95	NR	615	873	NR	745	24	NR	875	1	NR			

REPORT NUMBER: SP1-2407-157-4

Melanopic Flux vs. Wavelength



Melanopic Lumens: NR

M/P: 2.27

λ (nm)	Power W [^] /nm	Lumens (φ/nm)	λ (nm)	Power W [^] /nm	Lumens (φ/nm)	λ (nm)	Power W [^] /nm	Lumens (φ/nm)	λ (nm)	Power W [^] /nm	Lumens (φ/nm)	λ (nm)	Power W [^] /nm	Lumens (φ/nm)
360	0	NR	490	104	NR	620	818	NR	750	20	NR	880	1	NR
365	0	NR	495	135	NR	625	755	NR	755	17	NR	885	0	NR
370	0	NR	500	184	NR	630	691	NR	760	15	NR	890	0	NR
375	0	NR	505	247	NR	635	625	NR	765	13	NR	895	0	NR
380	0	NR	510	309	NR	640	561	NR	770	11	NR	900	0	NR
385	0	NR	515	369	NR	645	499	NR	775	9	NR	905	0	NR
390	0	NR	520	419	NR	650	441	NR	780	8	NR	910	0	NR
395	0	NR	525	460	NR	655	388	NR	785	7	NR	915	0	NR
400	1	NR	530	492	NR	660	338	NR	790	6	NR	920	0	NR
405	3	NR	535	524	NR	665	294	NR	795	5	NR	925	0	NR
410	7	NR	540	553	NR	670	253	NR	800	4	NR	930	0	NR
415	15	NR	545	588	NR	675	218	NR	805	4	NR	935	0	NR
420	31	NR	550	625	NR	680	188	NR	810	3	NR	940	0	NR
425	60	NR	555	670	NR	685	161	NR	815	3	NR	945	0	NR
430	107	NR	560	723	NR	690	139	NR	820	3	NR	950	0	NR
435	183	NR	565	780	NR	695	118	NR	825	2	NR	955	0	NR
440	289	NR	570	837	NR	700	100	NR	830	2	NR	960	0	NR
445	460	NR	575	894	NR	705	85	NR	835	2	NR	965	0	NR
450	646	NR	580	942	NR	710	73	NR	840	1	NR	970	0	NR
455	561	NR	585	976	NR	715	62	NR	845	1	NR	975	0	NR
460	331	NR	590	998	NR	720	53	NR	850	1	NR	980	0	NR
465	238	NR	595	1000	NR	725	45	NR	855	1	NR	985	0	NR
470	178	NR	600	990	NR	730	39	NR	860	1	NR	990	0	NR
475	120	NR	605	962	NR	735	33	NR	865	1	NR	995	0	NR
480	96	NR	610	925	NR	740	28	NR	870	1	NR	1000	0	NR
485	95	NR	615	873	NR	745	24	NR	875	1	NR			

Summary

$R_f = 74.6$
 $R_g = 94$
 $CIE R_a = 71.7$
 $R_9 = -34.8$



Color Vector Graphics



Individual Sample Fidelity Index ($R_{f,i}$)

CES01 = 86	CES26 = 65	CES51 = 87	CES76 = 58
CES02 = 62	CES27 = 89	CES52 = 85	CES77 = 76
CES03 = 31	CES28 = 84	CES53 = 77	CES78 = 61
CES04 = 71	CES29 = 68	CES54 = 85	CES79 = 86
CES05 = 49	CES30 = 83	CES55 = 84	CES80 = 83
CES06 = 51	CES31 = 71	CES56 = 74	CES81 = 73
CES07 = 41	CES32 = 64	CES57 = 74	CES82 = 93
CES08 = 40	CES33 = 78	CES58 = 75	CES83 = 91
CES09 = 29	CES34 = 75	CES59 = 85	CES84 = 88
CES10 = 76	CES35 = 87	CES60 = 90	CES85 = 75
CES11 = 59	CES36 = 92	CES61 = 81	CES86 = 64
CES12 = 65	CES37 = 84	CES62 = 89	CES87 = 77
CES13 = 43	CES38 = 92	CES63 = 75	CES88 = 80
CES14 = 74	CES39 = 96	CES64 = 65	CES89 = 67
CES15 = 71	CES40 = 92	CES65 = 64	CES90 = 80
CES16 = 47	CES41 = 93	CES66 = 60	CES91 = 78
CES17 = 50	CES42 = 86	CES67 = 58	CES92 = 56
CES18 = 56	CES43 = 77	CES68 = 66	CES93 = 73
CES19 = 73	CES44 = 99	CES69 = 75	CES94 = 49
CES20 = 66	CES45 = 85	CES70 = 60	CES95 = 66
CES21 = 87	CES46 = 81	CES71 = 56	CES96 = 76
CES22 = 79	CES47 = 86	CES72 = 85	CES97 = 82
CES23 = 92	CES48 = 75	CES73 = 52	CES98 = 76
CES24 = 91	CES49 = 79	CES74 = 95	CES99 = 64
CES25 = 73	CES50 = 86	CES75 = 60	



Color Rendition by Hue-Angle Bin



Measure Comparisons



(END OF REPORT)